

THE WATER LINE

June 2016

Nob Hill Water Association

Edition 67



Summer Hours
Monday thru Thursday
7:00am to 4:30pm

Friday
8:00am to 12:00pm
Starting Memorial Day through Labor Day

Ready to receive your statements via email? Be sure to sign up on our website at Nobhillwater.org!

Holiday Closures

July 1st
July 4th
September 5th



Nob Hill Water
Board of Trustees

Don Emerick, President
Jim Allison, Vice President
Jeff Stevens, Sec./Treas.
Doug Keller, Trustee
Mike Kokenge, Trustee

- SMILE - YOU'RE ON VIDEO!

In response to the vandalism of the payment box at the Nob Hill Water office, video surveillance is being installed inside and around the building. Additionally, the lighting in the front of the building will be upgraded.

The payment box that was vandalized has been replaced with a stronger, more secure box. Other payment boxes in the area have been vandalized as well. We are sorry for any inconvenience this may have caused.



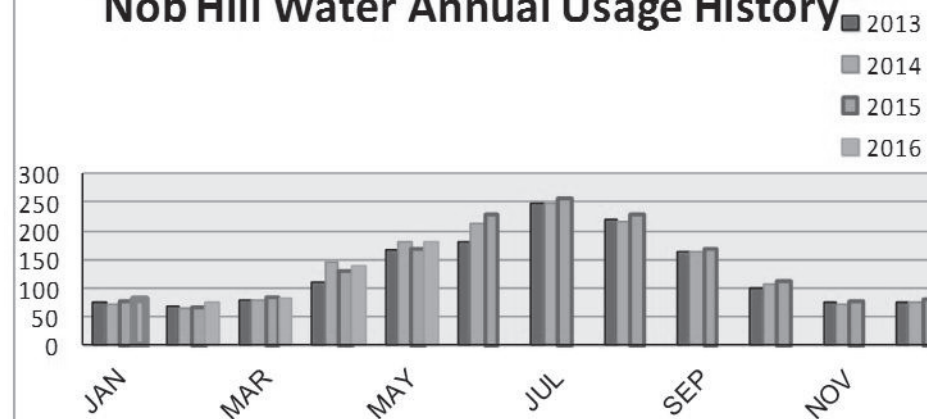
View and pay your bill online!
www.Nobhillwater.org




Look inside for our annual water quality report!



Nob Hill Water Annual Usage History





NOB HILL WATER ASSOCIATION 2015 ANNUAL WATER QUALITY REPORT

Nob Hill Water Association is pleased to submit our annual Water Quality Report to you, our members. This report contains information about the overall condition of your drinking water. We hope you find this information helpful and informative. We encourage you to take a few minutes to review it. Nob Hill Water is committed to providing our members with high quality drinking water. If you have any questions, comments or suggestions about this report, please contact our office at 966-0272.

About this report...

The federal Safe Drinking Water Act requires that water systems provide their customers with annual reports on the quality of their drinking water. Nob Hill Water is pleased to comply.

In this issue you will find information on:

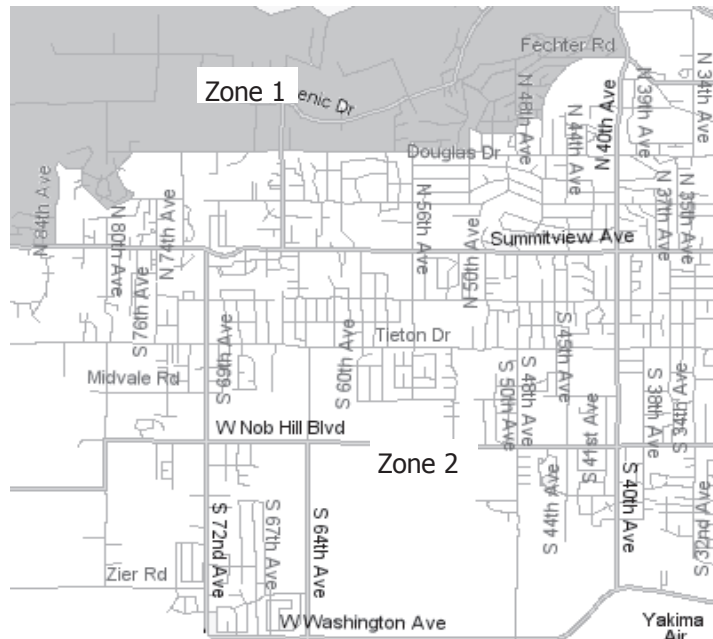
- Sources of our water
- Water test results
- Water quality contact information

For more water quality information:

EPA Safe Drinking Water Hotline
(800) 426-4791 www.epa.gov/safewater
Washington State Dept. of Health
509-456-3115 www.doh.wa.gov/ehp/dw

WATER SAMPLE RESULTS

The Federal Safe Drinking Water Act (SDWA) of 1996 requires water utilities to produce an annual water quality report on testing and results. The opposite page contains a summary of the latest test results of Nob Hill's water by an independent certified laboratory. The SDWA directs the U.S. Environmental Protection Agency to establish national drinking water standards. In the State of Washington, this program is managed by the State Department of Health. There are two categories of standards: PRIMARY and SECONDARY. Primary standards are set to protect your health. Secondary standards are set for aesthetic qualities such as appearance, taste, odor and color. Drinking water, including bottled water, may reasonably be expected to contain at least small amounts of some contaminants. The presence of contaminants does not necessarily indicate that the water poses a health risk. More information about contaminants and potential health effects can be obtained by calling the **Environmental Protection Agency Safe Drinking Water Hotline at (800) 426-4791**. If you have questions or comments about this report, please call our office.



The Nob Hill Water distribution system is divided into 2 zones. (See Map) Residents in Zone 1 get their water from Well #3. Residents in Zone 2 get their water from a combination of up to 4 wells.

All of our water comes from deep wells. It is pumped from the well, treated with chlorine for disinfection and then fed directly into the system or into one of our reservoirs for storage. We pump an average of 2 million gallons per day in the winter and 7 million gallons per day in the summer.

SPECIAL INFORMATION

Some people may be more vulnerable to contaminants in drinking water than the general population. Immuno-compromised persons such as persons with cancer undergoing chemotherapy, persons who have undergone organ transplants, persons with HIV/AIDS or other immune systems disorders, some elderly persons and infants can be particularly at risk from infections. These people should seek advice from their health care provider about drinking water.

PRIMARY STANDARDS / HEALTH RELATED STANDARDS

INORGANICS	MCL	ZONE 1		ZONE 2			UNITS	Major sources listed by EPA
		WELL #3	WELL #1	WELL #2	WELL #5	WELL #7		
Antimony	0.006	ND	ND	ND	ND	ND	mg/L	Erosion of natural deposits
Arsenic	0.05	ND	.0021	ND	ND	ND	mg/L	Erosion of natural deposits
Barium	2	.016	.01	.016	.009	.012	mg/L	Erosion of natural deposits
Beryllium	0.004	ND	ND	ND	ND	ND	mg/L	Erosion of natural deposits
Cadmium	0.005	ND	ND	ND	ND	ND	mg/L	Erosion of natural deposits
Chromium	0.1	ND	ND	ND	ND	ND	mg/L	Erosion of natural deposits
Lead*	0.015	ND	ND	ND	ND	ND	mg/L	Erosion of natural deposits
Mercury	0.002	ND	ND	ND	ND	ND	mg/L	Erosion of natural deposits
Nickel	0.1	ND	ND	ND	ND	ND	mg/L	Erosion of natural deposits
Selenium	0.05	ND	ND	ND	ND	ND	mg/L	Erosion of natural deposits
Silver	0.05	ND	ND	ND	ND	ND	mg/L	Erosion of natural deposits
Sodium	**	33.3	42	34.2	10.0	8.63	mg/L	Erosion of natural deposits
Thallium	0.002	ND	ND	ND	ND	ND	mg/L	Erosion of natural deposits
Cyanide	0.2	ND	ND	ND	ND	ND	mg/L	Erosion of natural deposits
Nitrate	10	ND	.26	.08	.53	.32	mg/L	Erosion of natural deposits
Nitrite	1	ND	ND	ND	ND	ND	mg/L	Erosion of natural deposits
RADIONUCLIDES								
Gross Alpha	15 ¹	ND	ND	ND	ND	ND	pCi/L	Erosion of natural deposits
Gross Beta	50	ND	7	ND	4		pCi/L	Erosion of natural deposits
Radium 228	5	ND	ND	ND	ND	ND	pCi/L	Erosion of natural deposits

¹ - Excluding Uranium

SECONDARY STANDARDS / AESTHETIC STANDARDS

Copper*	1.3	.00925	.0039	.00755	ND	ND	mg/L	Erosion of natural deposits
Iron	0.3	.112	.0115	.114	ND	ND	mg/L	Erosion of natural deposits
Manganese	0.05	.0288	ND	0.0277	ND	ND	mg/L	Erosion of natural deposits
Zinc	5	ND	ND	ND	ND	.0108	mg/L	Erosion of natural deposits
Chloride	250	6.26	7.79	7.01	1.70	1.29	mg/L	Erosion of natural deposits
Fluoride	4	1.03	.94	1.04	.34	.28	mg/L	Erosion of natural deposits
Sulfate	250	ND	9.4	.47	3.12	1.82	mg/L	Erosion of natural deposits
PHYSICAL PARAMETERS								
Hardness	**	61.3	47.7	64.3	51.5	55.1	mg/L as CaCO ₃	
Conductivity	700	240	306	253	164	151	Micromhos/cm 25 deg	
Turbidity	1	ND	ND	ND	0.18	.22	NTU	
Color	15	ND	ND	ND	5	ND	Color	
Total Dissolved Solids	500	166	210	186	134	126	Units Mg/l	Erosion of natural deposits

Hardness note: To figure grains of hardness, divide mg/L by 17. Nob Hill's water averages approximately 3.5 grains.

UNREGULATED

Magnesium	**	5.55	4.42	5.8	4.98	5.87	mg/L	Erosion of natural deposits
Calcium	**	15.4	11.8	16.2	12.4	12.4	mg/L	Erosion of natural deposits

ORGANICS

Volatile Organic Chemicals - 61 chemicals tested - none detected

Synthetic Organic Chemicals - none detected

DISINFECTION BY-PRODUCTS

Trihalomethnes	80	distribution system average 2.8 PPB		by product of chlorination	
Haloacetic Acids	60	distribution system average 0.3 PPB		by product of chlorination	

BACTERIOLOGICAL

Coliform
360 system samples were tested for coliform bacteria. All results were satisfactory. Naturally present in the environment

ABBREVIATIONS AND DEFINITIONS:

MCL-Maximum Contaminant Level—The highest level of a contaminant that is allowed in drinking water.

Mg/L-Milligrams per liter (1mg/L = 1 PPM)

pCi/L - Picocuries per liter

PPB- Parts per Billion

ND- None detected

NTU - Nephelometric Turbidity Unit

** - No standard has been set


◆ - Federal Action Level, not MCL

TESTING

TESTING

It's that time of the year again!
 Nob Hill Water certified
 Backflow Assembly Testers
 will be out in your neighborhood testing
 backflow assemblies, as required by the
 Department of Health.
 This helps to ensure safe
 drinking water for everyone.
 If your device does not pass or needs
 necessary changes as required by law,
 you will receive notification from our
 office.
 Currently, this is a free
 service for
 Nob Hill Water customers.

Effective now, a \$20 meter turn on fee will be
 applied to all accounts, in which the meter has
 been turned off for any reason besides
 non-payment.



Water Conservation Tips

- Water lawns and plants in early morning or at night.
- Shortening showering times by one minute each day can save as much as 150 gallons each month.
- Covering pools and hot tubs when they're not being used reduces evaporation and retains heat, which saves on power bills.
- Make sure toilets, faucets, sinks, showers, bathtubs and any other household items that uses water aren't leaking.
- Aerate your lawn once or twice a year.
- Insulate hot water pipes to lower usage.



Be sure to sign up for
 paperless statements at
Nobhillwater.org

DO WE HAVE YOUR CURRENT CONTACT INFORMATION?

Please check your statement to make sure we have your correct phone number and mailing address. Please call or email us if you need to update your account.

Office: (509) 966-0272
 Email: office@nobhillwater.org

PRSR1 STD
 U.S. Postage
 PAID
 Yakima, WA
 Permit # 98

The Water Line
 Nob Hill Water Association
 6111 Tieton Drive
 Yakima, WA 98908
 509-966-0272